



# SEND PESTS PACKING



Sandra, Tony, and Mary show you how!

Written and produced by:

C. M. Lane, Jr  
Thomas A. Arcury  
Sara A. Quandt  
Antonio Marín

The Department of Family and Community Medicine  
Wake Forest University School of Medicine  
Winston-Salem, NC.



For information contact:

Thomas A. Arcury, PhD  
Professor and Research Director  
Department of Family and Community Medicine  
Wake Forest University School of Medicine  
Winston-Salem, NC 27157  
336-716-4982  
[www.wfubmc.edu](http://www.wfubmc.edu)

Copyright 2003  
Wake Forest University School of Medicine

*Mary and her friend Sandra are in Mary's kitchen.*



Mmmm!  
Mary,  
that rice  
pudding  
smells  
good!



Have  
some!



*Suddenly, there is a noise at the back door.*





**BAM**

Hey...!




**BAM  
BAM**





What are you trying to do?



I need to kill some bugs, and I don't want to do it halfway.



What kind of bugs are they?



Just bugs!


Six legs  
...maybe eight...

...little brown buggers...

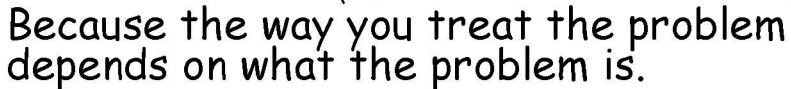
What does it matter?



It matters....



Yeah, yeah..




Because the way you treat the problem depends on what the problem is.





She knows what she's talking about!

Sandra's a Health Advisor!



You have to find out what kinds of pests you have and where they live.

OK. Then what? How do you get RID of them?

Here are three of the best ways to get rid of pests:

## STARVE THEM OUT



Mary, how about some of that rice pudding?

Forget it.

OW!

# How to STARVE OUT PESTS:




Put food away in sealed containers.



Clean up spills of food and water.



And cover the trash can with a tight lid!  
You told me that, Sandra!



Another thing: Don't leave bowls of pet food out overnight.

... Maybe I could keep my place a little cleaner ...



Starve 'em out, hunh?  
OK, what's another way?

To get rid of pests:  
**DRY THEM OUT**



Insects need water, just like we do.

Mary, give me a soda!

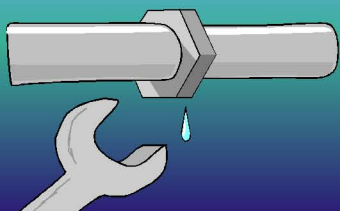


Here, you can have a glass of water.




Rats and mice -- they need water, too.

So we make it hard for them to get it!



Fix leaky pipes.



Fix leaky faucets.

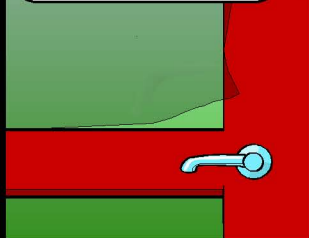


# Finally: KEEP THEM OUT

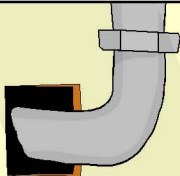


That's right.  
Drive pests  
out of your  
house -- then  
**KEEP** them  
out!

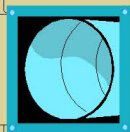
Repair  
screens.



Patch holes  
or cracks.




Put screens on  
vents or pipes.



All right: **STARVE THEM OUT, DRY THEM OUT, KEEP THEM OUT!**

But they're  
in my house  
**NOW** and  
I'm going  
to kill them!



What do  
you have  
that I can  
use?

First, let's learn about the insects that you want out of your house.



If you have to use pesticides, you should try traps first.



Tony's house -- a few days later.  
He has used traps.



OK... These traps have killed all the ants....

AIEEEEE!

I've still got cockroaches!





If traps don't do the job, try sprays next!



*Use bombs only as a last step before calling a pest control professional.*



All right, you miserable bugs, you've had it!



TONY!  
Did you read the instructions?



Well, I'm going to spray this stuff EVERYWHERE, and it'll kill ALL of them!



Read the label, Tony!



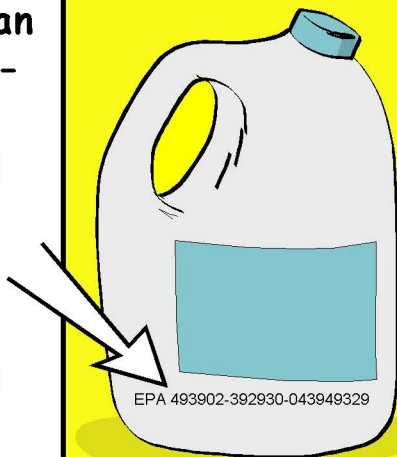
...Well...OK...It looks like I should mix it with water ... and spray it behind cabinets...

...How do I know this stuff is even a pesticide?



Most pesticides have an EPA\* registration number on the label. You shouldn't use anything that doesn't have an EPA number.

Never buy unlabeled pesticides at places like flea markets.







At last, Tony has defeated the bugs.

Hah!



Tony...  
What  
are you  
doing?

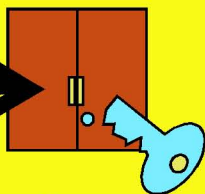


Just saving the rest of this  
stuff in this juice can.




A very bad idea.  
What if your sister's  
child finds that juice  
can?

Store the  
pesticide in  
its original  
container...



...out of reach of  
children, in a  
locked cabinet.

When the container  
is empty, wrap it in  
several layers of  
newspaper and throw  
it in the trash.



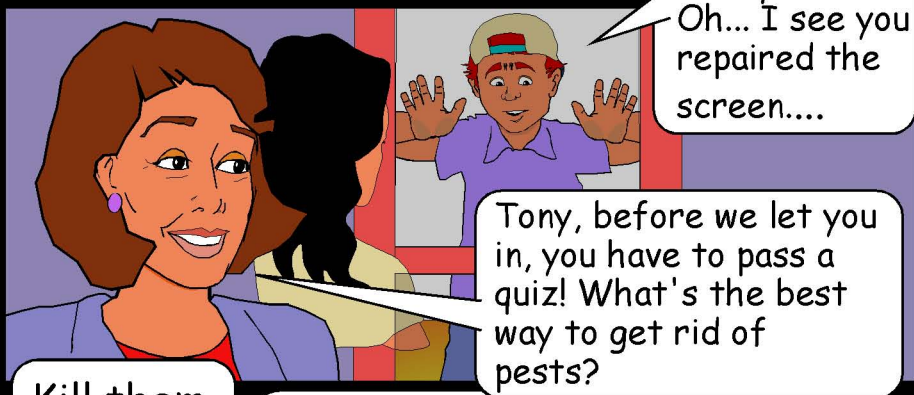
Mary's kitchen, a few days later . . .



So, were you able to help Tony?

I think so-

Mary!



Mary- !  
Oh... I see you repaired the screen...

Tony, before we let you in, you have to pass a quiz! What's the best way to get rid of pests?




Kill them with bug spray!

No! I'm talking about prevention.

Oh.

STARVE THEM OUT!

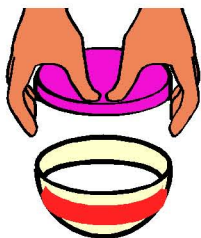


One point!

KLANK

# STARVE THEM OUT!

Put away  
food.

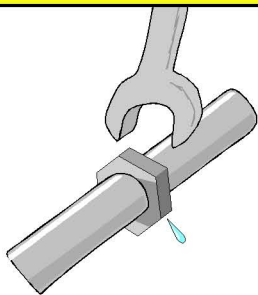


Clean up  
spills.

Cover trash  
containers.



# DRY THEM OUT!



Fix leaks.

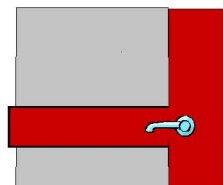
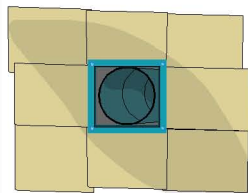


# KEEP THEM OUT!



Patch holes  
and cracks.

Cover  
vents and  
pipes from  
the  
outside.



Fix screens.

**KLANK**

Very good, Tony!



I guess you can come in now.

Be careful of that screen door!



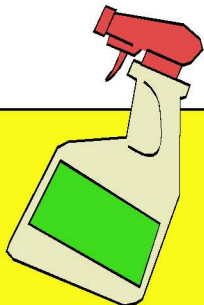
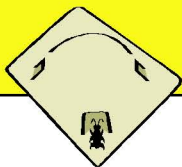
Tony, do you remember what you learned about using pesticides?



Read the label and follow the directions about use and storage.




Use traps first.



Then sprays.

*Use bombs only as a last step before calling a pest control professional.*



Amazing! He remembered!



Pssst ...  
Mary ...



... got any of that  
rice pudding left...?



This material is based on a  
videotape presentation produced by  
The Department of Family and Community Medicine  
Wake Forest University School of Medicine

To obtain copies of this videotape, contact:

Thomas A. Arcury, PhD  
Professor and Research Director  
Department of Family and Community Medicine  
Wake Forest University School of Medicine  
Winston-Salem, NC 27157  
336-716-4982  
[www.wfubmc.edu](http://www.wfubmc.edu)



This book was produced with support from:

North Carolina Department of  
Agriculture & Consumer Services



National Institute of  
Environmental Health Sciences  
Grant R01 ES09739

National Institute for  
Occupational Safety and Health  
Grant R25 OH07611



Syngenta Crop Protection, Inc.