

CEAL Simulation Inventory

October 2021

Ian Saunders &
Troyanne McMillan

Simulators



Baby, Premie 32-week simulator (1), Gaumard

Premie HAL[®] is a lifelike, wireless and tetherless 30-week preterm patient simulator designed to facilitate the training of residents and health care professionals in the areas of preterm airway management, resuscitation, stabilization, transport, and intensive care



Baby, Newborn simulator (2),
Gaumard

Tory offers a new level of fidelity with true-to-life physical and physiological attributes essential for effective neonatal care simulation training. With a truly wireless and tetherless design educators can freely simulate clinical cases in any setting, even in transit. Whether in a simulation center or in-situ

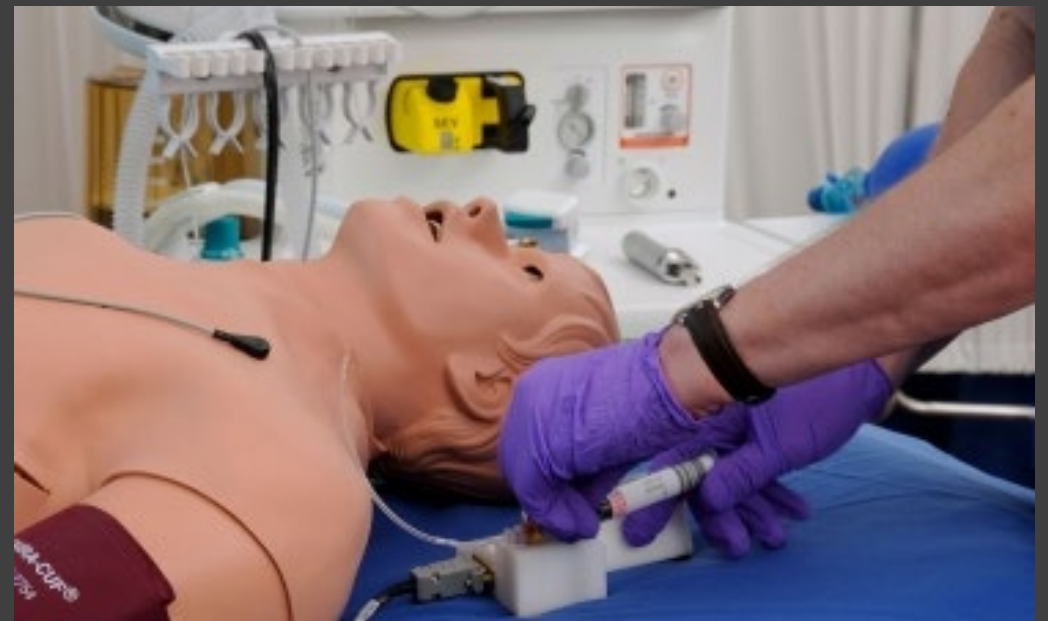


Child, 5-year-old simulator (3), Gaumard

Tetherless simulator technology allows the communications, compressor, and power supply to be inside HAL[®], eliminating external tubes, wires, and compressors. HAL[®] operates continuously during transport and training can occur in the working environment. Rush HAL[®] from the accident scene to the ER, to the ICU, while care providers diagnose and treat his condition using real monitoring and resuscitation equipment.

Adult and Child, CAE HPS simulators

Designed specifically to support anesthesia and medical gases, with patented cardiovascular, respiratory, neurological and pharmacological modeling, the CAE HPS Human Patient Simulator is the Gold Standard in high fidelity patient simulation for anesthesia, pharmacy, respiratory and critical care training.





Birthing simulators, CAE Lucina (2)/ Gaumard Victoria (1)

CAE Lucina has validated, integrated maternal-fetal physiology and interchangeable static cervixes to train on all the stages of delivery and the rare emergency scenario.

Gaumard's Victoria simulates a full range of obstetrical events to facilitate teamwork and deepen critical thinking skills in learners of all levels.





Adult, CAE Apollo/MetiMan Simulators (2)

The CAE Apollo adult patient simulator boasts a wide range of powerful new features to deliver the ultimate in realistic simulation-based healthcare training. CAE Healthcare's Apollo retains all the essentials that made METIMan the perfect patient manikin, with more powerful performance features and additional configurations to meet both nursing and prehospital learning objectives.

Adult, Laerdal SimMan3G (5)



SimMan[®] 3G is an advanced patient simulator that can display neurological symptoms as well as physiological. It is simple to operate and features innovative technology such as automatic drug recognition.

Adult, Laerdal SimMan Classic Simulator (1)

SimMan Classic is the predecessor to the SimMan3G patient simulator. With realistic anatomy and clinical functionality, SimMan Classic is suitable for all types of training - from routine care to critical emergencies.





Infant, Laerdal 3-month-old SimBaby (1)


SimBaby Classic is an advanced infant patient simulator ideal for training in all aspects of infant care. With realistic anatomy and clinical functionality, SimBaby Classic is suitable for all types of training - from routine care to critical emergencies.

Task Trainers



Obstetric trainers (5)

The childbirth training torso is designed to aid educators teach labor and delivery management skills to learners of all levels. The anatomically accurate pelvis and full-term neonate allows learners to develop clinical skills transferable to scenario-based exercises.

The image displays two medical training arms, one male and one female, positioned horizontally. The male arm is mounted on a black carrying case, while the female arm is placed on a white surface. Both arms have a white sleeve on the upper arm and a yellow IV line connected to the elbow. In the foreground, there are various medical supplies including bottles of lubricant, syringes, and IV tubing. A semi-transparent circular overlay is present on the left side of the image, containing text and a list of features.

Multi-Venous Access Arm Kits Male (12), Female (4)

- Peripheral IV-line insertion and removal
- Accessible veins include median, basilic and cephalic
- Palpable veins enable site selection and preparation
- Infusible veins allow peripheral therapy with IV bolus or push injection method

Arterial Puncture Wrist



This innovative simulator is designed to provide training in arterial puncture with true-to-life feeling.

- Arterial pulsation is palpable.
- Realistic resistance of tissue and artery wall felt with the injection needle.
- Natural flashback of artificial blood into the needle can be observed.

Arterial Puncture Wrist (5)



Central Venous Cannulation (CVC) Simulators (8)

CVC offers palpation, true-to-life needle tip resistance, success and failure confirmation, and cannulation with anatomically correct venous bifurcation.

- Practice full central venous catheterization using blind/landmark insertion approaches at the subclavian, supraclavicular, and internal jugular access sites.
- Practice placing the patient in the appropriate position per access site standards
- Gain experience in identifying and selecting appropriate access site based on patient anatomical variations

Adult Lumbar Puncture Trainers (6)

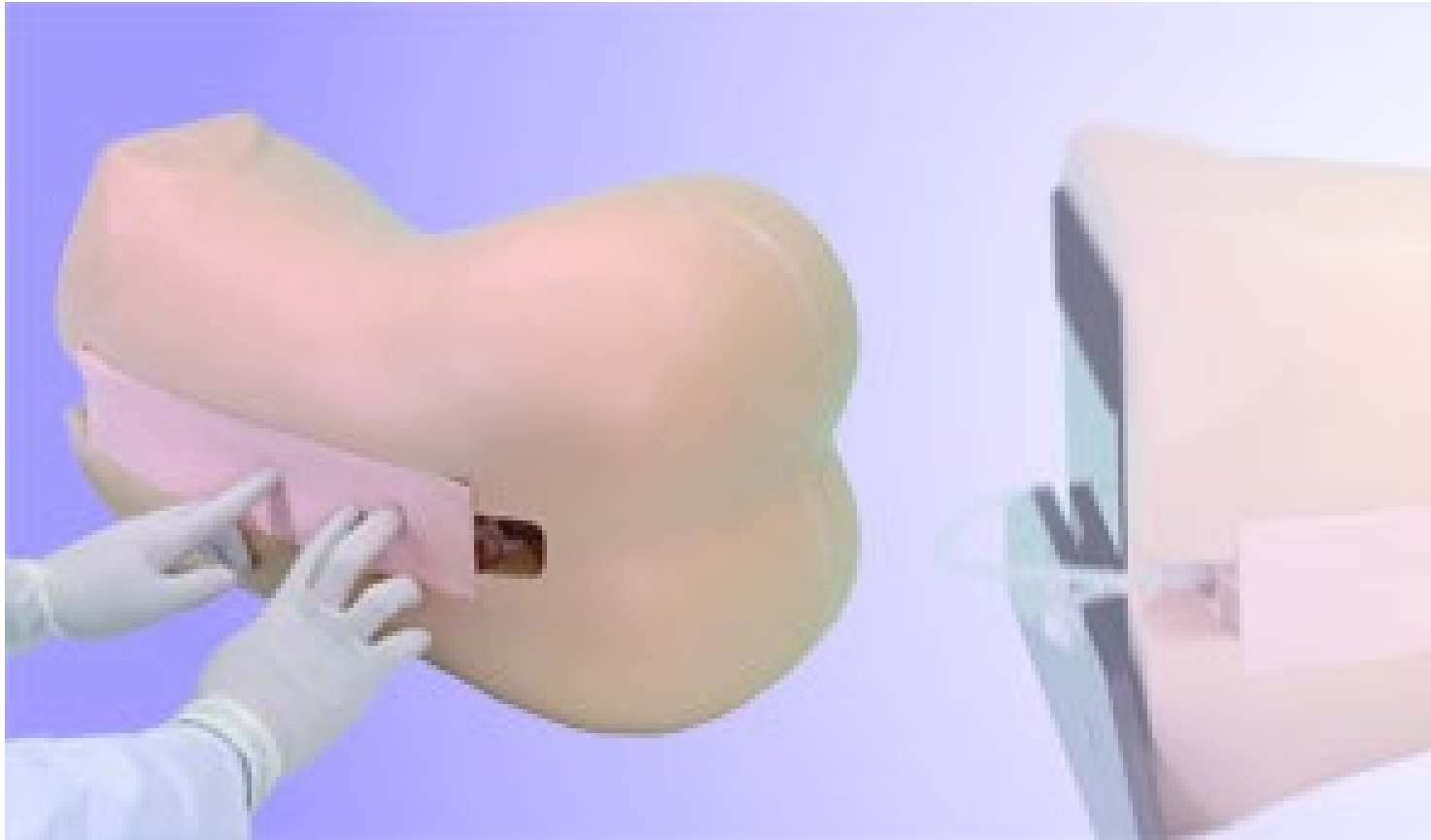


- Five types of puncture blocks enhance training with different levels of challenges.
- Closely simulates the lumbar anatomy including the anatomical landmarks.
- Provides life-like sensation of both skin and tissue resistance to the spinal needle.
- Allows students to both collect CSF fluid and measure CSF fluid pressure under clinically realistic conditions.
- A separate anatomical model of the lumbar spine to facilitate anatomical understanding.
- A transparent puncture block for direct observation of both the anatomy and the spinal needle path.
- Lumbar region support stands for either individual or team practice.

Pediatric Lumbar Puncture Trainer (4)



- Soft, seamless baby manikin facilitates trainings in safe patient positioning and holding.
- Two types of puncture pads have different spinal cord's depth.
- Realistic resistance to needle tips and anatomically correct landmarks provides excellent hands-on experience



Adult Epidural Trainer (1)

- Anatomically correct spinal column covering from T7 to L5
- Landmarks for palpation: IC, angulus inferior scapulae and spinous process
- True to life resistance and “pop” felt through needles. Both left and right lateral positions are possible.

Little Anne CPR trainers/ 8

Deliver quality CPR training
for learners



Adult Airway Management Trainers (10)

- Practicing of oral and nasal intubation
- Practicing use of LMA (Laryngeal Mask Airway) and Combitube®
- Correct tube placement checked by practical inflation test
- Realistic anatomical features allow demonstration of Sellick Maneuver and laryngospasm
- Bag-Valve-Mask ventilation can be practiced
- Stomach inflation and vomiting situation can be simulated
- Provides visual inspection of lung expansion
- Provides auscultation of breath sounds





C-Section Trainer (1)

The module can be used to practice any of the following methods of delivering a deeply impacted fetal head:

- Routine maneuvers
- Assist from a vaginal hand (push technique)
- Reverse breech extraction (pull technique)

FLS Trainer Boxes (7)

- For practicing various laparoscopic interventions and suturing techniques
- Endoscopy holder allows laparoscopic training with both hands




FES Trainer Box (1)

- GI-BRONCH Mentor™ platform allows for GI endoscopy and flexible bronchoscopy training using authentic scopes and an adjustable 24" touch screen.
- The GI Mentor's training system simulates a variety of endoscopic tools.



Knot Trainers (8)

The KNOT TYING MANUAL and practice board are available for all learners of suturing and knot-tying techniques.





Female Pelvic Trainers (8)

Anatomically accurate and tactile representations of the female pelvis.

Modules:

- Normal - Nulliparous Cervix
- Large Fibroid - Nulliparous Ectropion Cervix
- Small Fibroid - Nulliparous Polyp Cervix
- Ovarian Cyst - Multiparous Cervix
- Retroverted - Multiparous Cervix
- 10-12 Weeks Pregnant
- 14-16 Weeks Pregnant



Male Pelvic Trainers (8)

Abdomen, pelvis and genitalia

Anatomy of the groin with clear anatomical landmarks:

- Anterior Superior Iliac Spine (ASIS)
- Pubic symphysis and tubercles

Genitalia includes:

- Penis – both circumcised and non-circumcised
- Scrotum – containing testicles with epididymis and vas deferens



Breast Examination Trainers (7)

Pathologies can be placed in various predetermined location points and are easily changeable

Pathologies supplied:

- Carcinomas: 2cm, 3cm, 5cm
- Cyst
- Fibrocystic disease
- Fibroadenoma



NG Tube & Trach Care Trainers (4)

Head features anatomical landmarks, trachea, esophagus, simulated lungs, and stomach

Lungs and stomach may be filled with fluid for realistic practice of many procedures:

- Tracheostomy care
- Tracheal suctioning
- NG tube insertion and removal
- NG tube irrigation, instillation, and monitoring
- Feeding tube insertion and removal
- Gastric lavage and gavage
- Nasoenteric and esophageal tube insertion, care, and removal



Realistically simulates and educates on proper transurethral bladder catheterization

Female Catheter Trainers (6)

Male Catheter Trainer (6)



- The Male Catheterization Trainer allows trainees to learn urinary catheterization techniques specific to the male anatomy. The trainer meets the guidelines for preventing CAUTI through teaching aseptic insertion techniques. The insertion of the catheter passing along the urethra into the bladder corresponds closely to real life.

Rectal trainer male (1)



- This brand new trainer offers realistic, repeatable training in the core skill of digital rectal or PR examination.
- The Standard model focuses on learning core rectal nursing procedures.
- Both the Standard and Advanced ([60171](#)) model offer a contractible anal sphincter, allowing for anal tone assessment, and a fecal impaction clip in module.